



VENTILATION SOLUTIONS



Industrial Fans

PVO series

Designed for continuous or intermittent ventilation of medium to large sized living, administrative, commercial, industrial and agriculture premises.

<https://retail5.com.ua>



Trickle Impregnation Technology

- Sealed motor against dust and moisture
- High temperature resistant electric motor
- Maximum isolation characteristics
- Longevity of the electric motor

FAN CATEGORIES

THE PVO SERIES FANS FALL IN THE FOLLOWING CATEGORIES:

High Flow Rate - PVO154/2; PVO 200/2; PVO 250/2; PVO 300/2.

Low Noise - PVO154/4; PVO 200/4; PVO 250/4; PVO 300/4; PVO 350/4; PVO 400/4.

Noiseless - PVO 200/6; PVO 250/6; PVO 300/6; PVO 350/6.

TECHNICAL DESCRIPTION

Designed for continuous or intermittent ventilation of medium to large sized living, administrative, commercial, industrial and agriculture premises.

Operating in conditions of normal fire risk, according to fire-safety building and construction regulations.

They can be mounted on walls, ceilings, ceiling panels etc. The PVO series fans are constructed with noiseless asynchronous motors with double capsulated ball bearings, which guarantee 30 000 hours of flawless operation, whether mounted in horizontal or vertical position.

The measured level of noise is 70dB.

SAFETY

The protection degree is IP 54, and upon a customer's request can be manufactured to IP 55, which allows the fan to operate not only in closed premises, but in outdoor high humidity environments.

Energy-efficient

PVO UE - Energy-efficient low-noise fans.

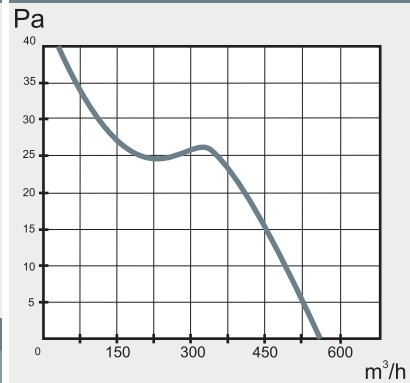
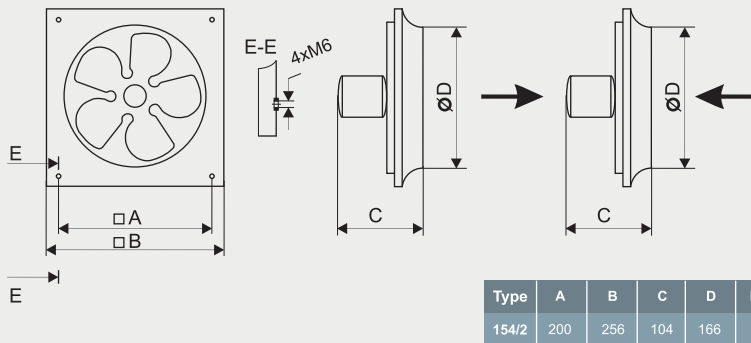


Series with double capsulated ball bearings NSK Japan which guarantee 30 000 hours of continuous operation.

PVO 154/2

Dimensions /mm/

Performance curves



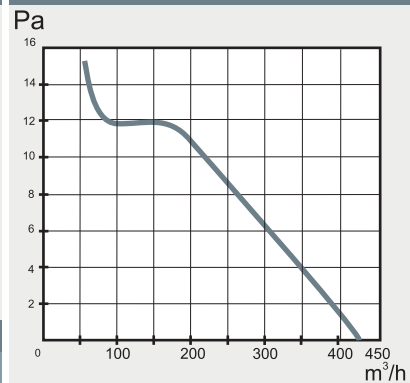
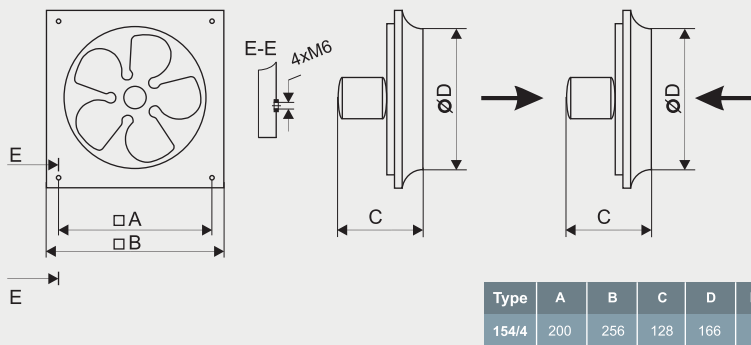
Technical characteristic

Supply Voltage	Maximum Flow Rate	Consumed power	Maximum Flow rate	Protection Degree	Consumed current	Protection Degree	Noise Level	Max Air Temperature	Product Code
Hz / V	min ⁻¹	W	m ³ /h	Pa	A	IP	dB	°C	No
50 / 230	2450	46	500÷550	43	0,350	00	-	+80	2198

PVO 154/4

Dimensions /mm/

Performance curves



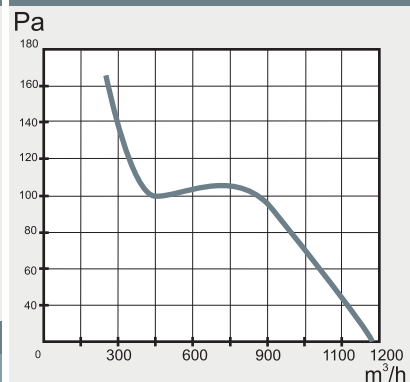
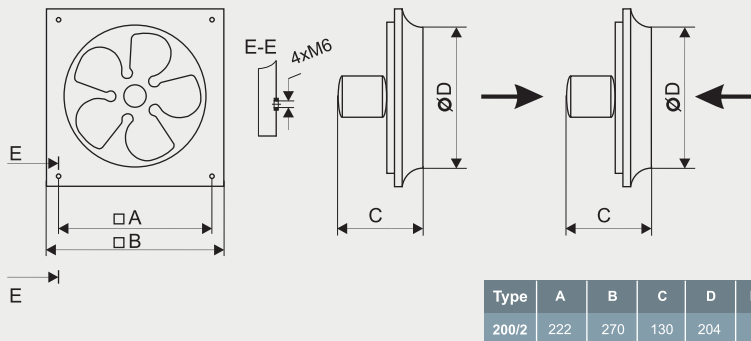
Technical characteristic

Supply Voltage	Maximum Flow Rate	Consumed power	Maximum Flow rate	Protection Degree	Consumed current	Protection Degree	Noise Level	Max Air Temperature	Product Code
Hz / V	min ⁻¹	W	m ³ /h	Pa	A	IP	dB	°C	No
50 / 230	1320	32	375÷425	20	0,250	54	-	+80	2235

PVO 200/2

Dimensions /mm/

Performance curves



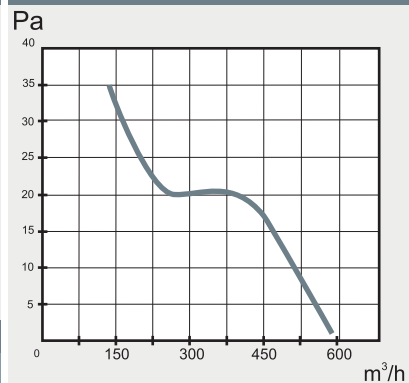
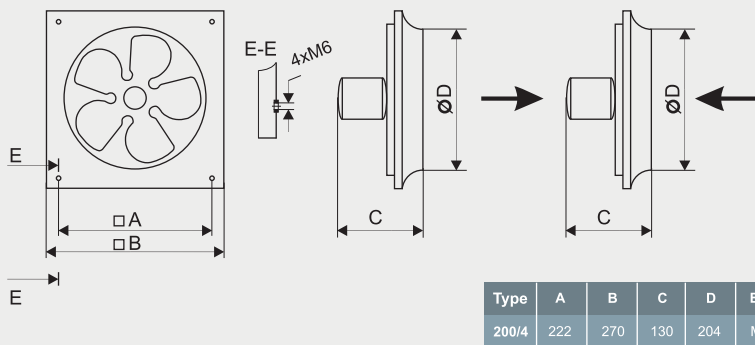
Technical characteristic

Supply Voltage	Maximum Flow Rate	Consumed power	Maximum Flow rate	Protection Degree	Consumed current	Protection Degree	Noise Level	Max Air Temperature	Product Code	Code with Shutter
Hz / V	min ⁻¹	W	m ³ /h	Pa	A	IP	dB	°C	No	No
50 / 230	2840	60	1050÷1170	220	0,380	54	-	+80	2211	2266

PVO 200/4

Dimensions /mm/

Performance curves



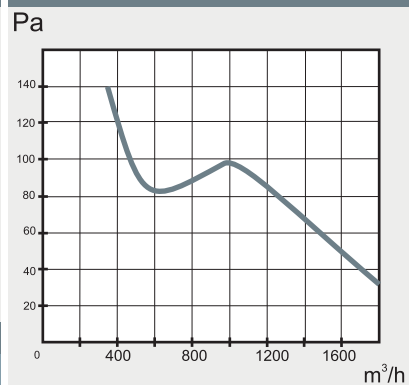
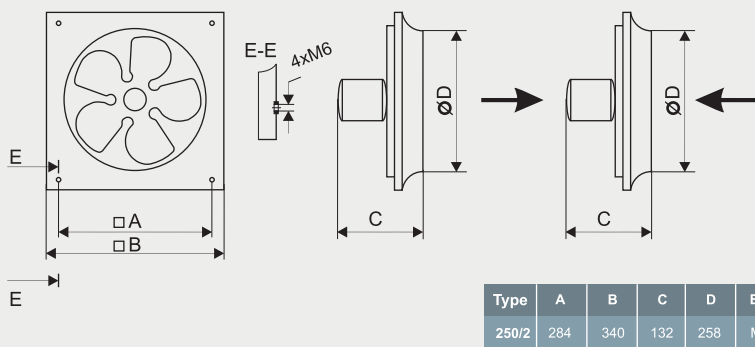
Technical characteristic

Supply Voltage	Maximum Flow Rate	Consumed power	Maximum Flow rate	Protection Degree	Consumed current	Protection Degree	Noise Level	Max Air Temperature	Product Code	Code with Shutter
Hz / V	min ⁻¹	W	m³/h	Pa	A	IP	dB	°C	No	No
50 / 230	1300	58	550÷600	43	0,450	54	-	+80	2242	2280

PVO 250/2

Dimensions /mm/

Performance curves



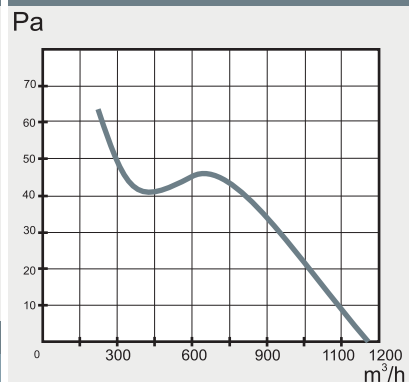
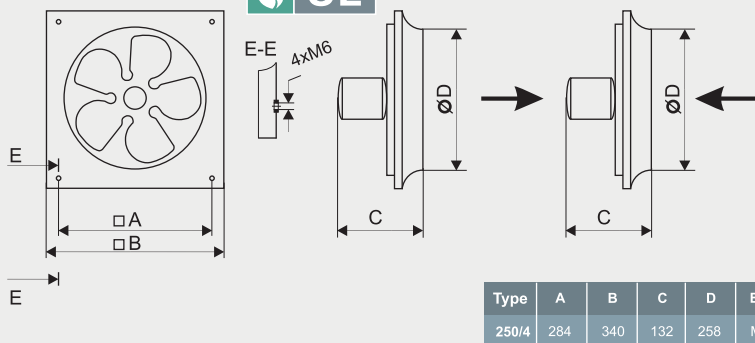
Technical characteristic

Supply Voltage	Maximum Flow Rate	Consumed power	Maximum Flow rate	Protection Degree	Consumed current	Protection Degree	Noise Level	Max Air Temperature	Product Code
Hz / V	min ⁻¹	W	m³/h	Pa	A	IP	dB	°C	No
50 / 230	2700	100	1600÷1700	190	0,450	54	-	+80	2228

PVO 250/4

Dimensions /mm/

Performance curves



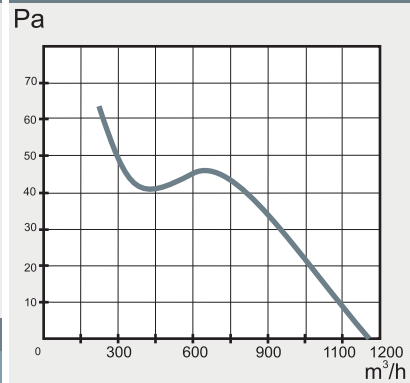
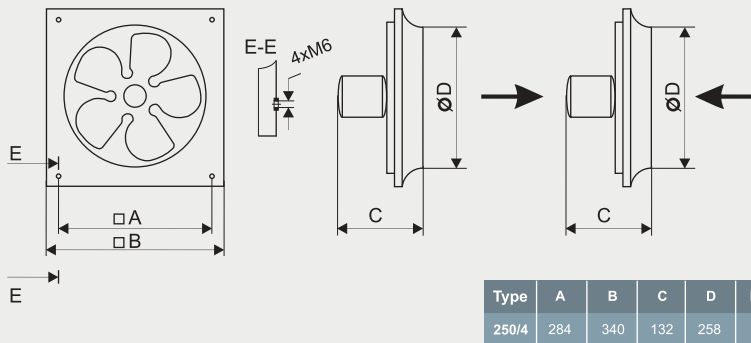
Technical characteristic

Supply Voltage	Maximum Flow Rate	Consumed power	Maximum Flow rate	Protection Degree	Consumed current	Protection Degree	Noise Level	Max Air Temperature	Product Code
Hz / V	min ⁻¹	W	m³/h	Pa	A	IP	dB	°C	No
50 / 230	1400	14	1000÷1100	90	0,110	54	-	+80	2259

PVO 250/4

Dimensions /mm/

Performance curves



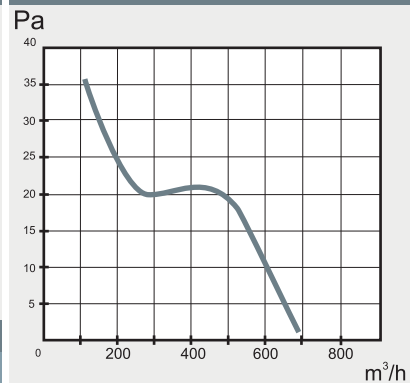
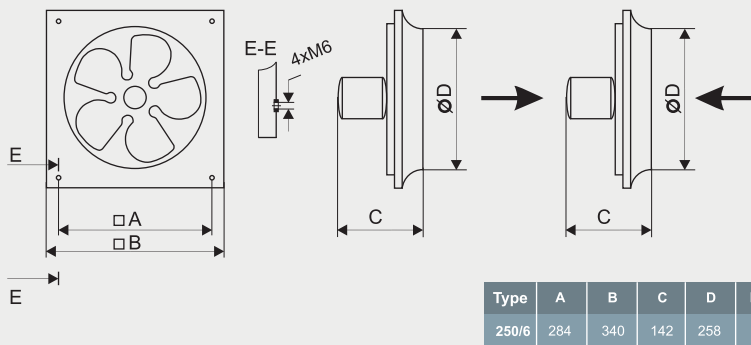
Technical characteristic

Supply Voltage	Maximum Flow Rate	Consumed power	Maximum Flow rate	Protection Degree	Consumed current	Protection Degree	Noise Level	Max Air Temperature	Product Code
Hz / V	min ⁻¹	W	m ³ /h	Pa	A	IP	dB	°C	No
50 / 230	1400	50	1000÷1100	90	0,300	54	-	+80	2259

PVO 250/6

Dimensions /mm/

Performance curves



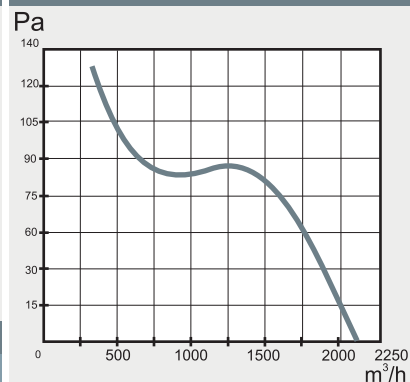
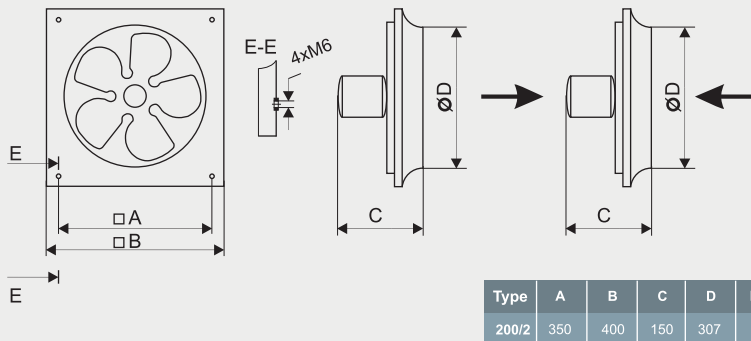
Technical characteristic

Supply Voltage	Maximum Flow Rate	Consumed power	Maximum Flow rate	Protection Degree	Consumed current	Protection Degree	Noise Level	Max Air Temperature	Product Code
Hz / V	min ⁻¹	W	m ³ /h	Pa	A	IP	dB	°C	No
50 / 230	930	50	600÷700	42	0,300	54	-	+80	-

PVO 300/2

Dimensions /mm/

Performance curves



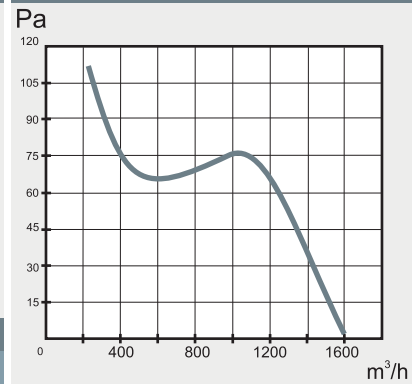
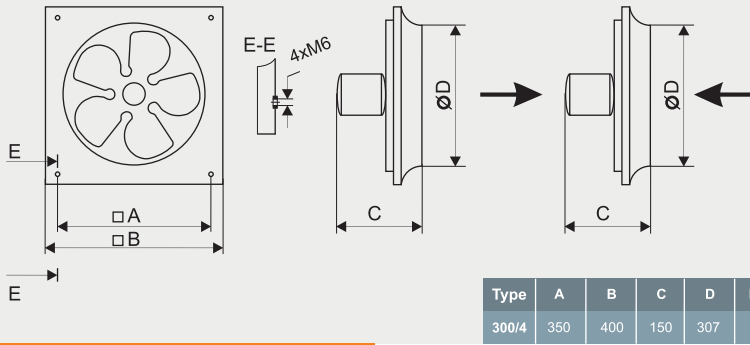
Technical characteristic

Supply Voltage	Maximum Flow Rate	Consumed power	Maximum Flow rate	Protection Degree	Consumed current	Protection Degree	Noise Level	Max Air Temperature	Product Code
Hz / V	min ⁻¹	W	m ³ /h	Pa	A	IP	dB	°C	No
50 / 230	2700	140	2000÷2100	175	0,500	54	-	+80	2303

PVO 300/4

Dimensions /mm/

Performance curves



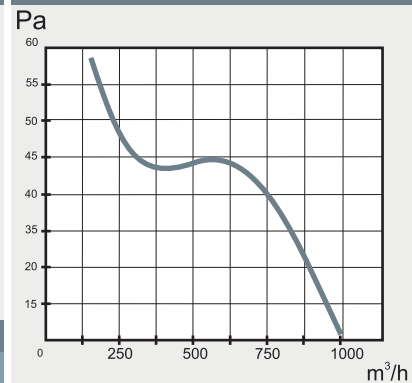
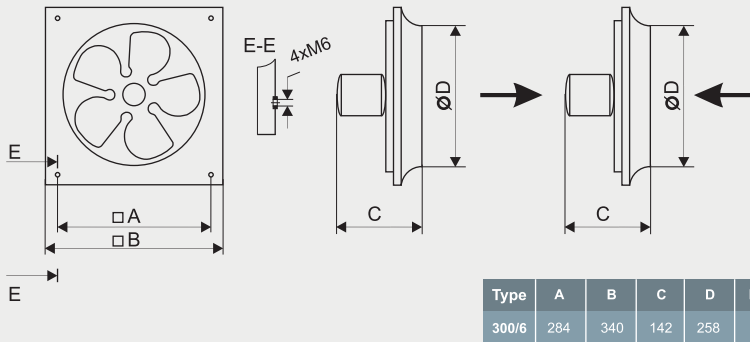
Technical characteristic

Supply Voltage	Maximum Flow Rate	Consumed power	Maximum Flow rate	Protection Degree	Consumed current	Protection Degree	Noise Level	Max Air Temperature	Product Code
Hz / V	min ⁻¹	W	m ³ /h	Pa	A	IP	dB	°C	No
50 / 230	1400	80	1500÷1600	135	0,600	54	-	+80	2310

PVO 300/6

Dimensions /mm/

Performance curves



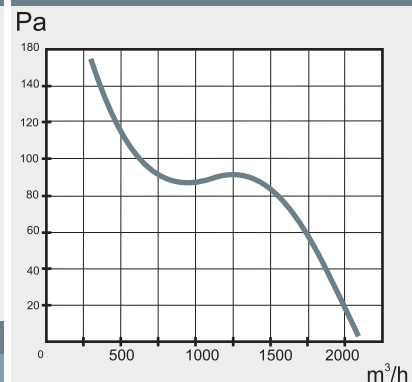
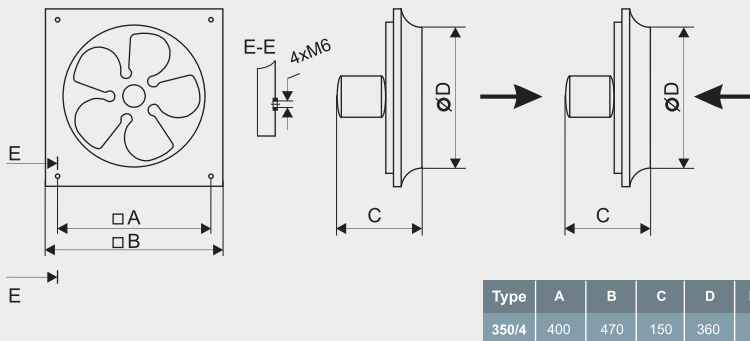
Technical characteristic

Supply Voltage	Maximum Flow Rate	Consumed power	Maximum Flow rate	Protection Degree	Consumed current	Protection Degree	Noise Level	Max Air Temperature	Product Code
Hz / V	min ⁻¹	W	m ³ /h	Pa	A	IP	dB	°C	No
50 / 230	910	65	900÷1000	80	0,350	54	-	+80	-

PVO 350/4

Dimensions /mm/

Performance curves



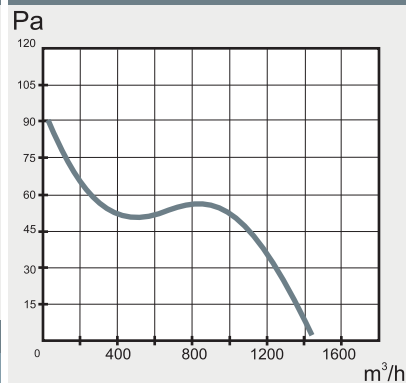
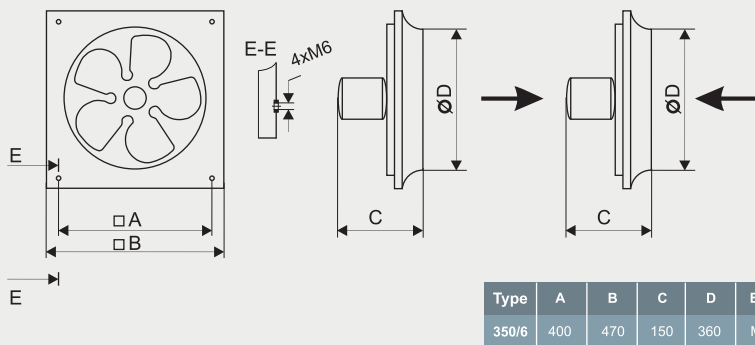
Technical characteristic

Supply Voltage	Maximum Flow Rate	Consumed power	Maximum Flow rate	Protection Degree	Consumed current	Protection Degree	Noise Level	Max Air Temperature	Product Code
Hz / V	min ⁻¹	W	m ³ /h	Pa	A	IP	dB	°C	No
50 / 230	1400	85	2000÷2100	195	0,450	54	-	+80	2334

PVO 350/6

Dimensions /mm/

Performance curves



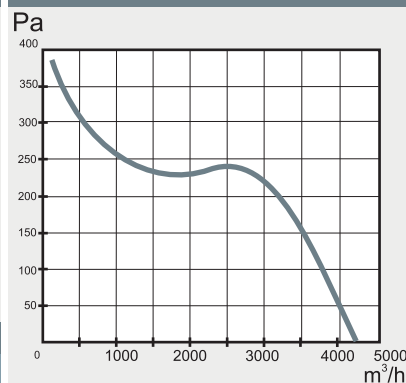
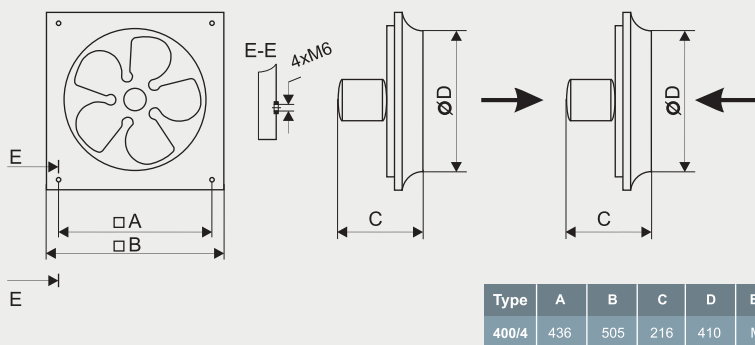
Technical characteristic

Supply Voltage	Maximum Flow Rate	Consumed power	Maximum Flow rate	Protection Degree	Consumed current	Protection Degree	Noise Level	Max Air Temperature	Product Code
Hz / V	min ⁻¹	W	m ³ /h	Pa	A	IP	dB	°C	No
50 / 230	900	90	1400÷1500	90	0,500	54	-	+80	-

PVO 400/4

Dimensions /mm/

Performance curves



Technical characteristic

Supply Voltage	Maximum Flow Rate	Consumed power	Maximum Flow rate	Protection Degree	Consumed current	Protection Degree	Noise Level	Max Air Temperature	Product Code
Hz / V	min ⁻¹	W	m ³ /h	Pa	A	IP	dB	°C	No
50 / 230	1310	300	4000÷4500	300	1,400	54	-	+80	3911



The maximum flow rate value depends on the voltage and the angle attack of the impeller. The fans can be designed to operate on other voltages and frequencies if required.

The PVO series industrial fans can be supplied with an electronic fan regulator. The two pole type fan can be modified from 900 min⁻¹ up to 2600 min⁻¹ RPM and 500 min⁻¹ up to 1400 min⁻¹ for four pole types. This allows the user to gradually change the rotational speed of the fan and adjust the flow rate and noise level to the required level.